

Interactive comment on “Exploring the physical controls of regional patterns of flow duration curves – Part 3: A catchment classification system based on seasonality and runoff regime” by E. Coopersmith et al.

E. Coopersmith et al.

ecooper2@illinois.edu

Received and published: 18 July 2012

The comment was uploaded in the form of a supplement:
<http://www.hydrol-earth-syst-sci-discuss.net/9/C3093/2012/hessd-9-C3093-2012-supplement.pdf>

Interactive comment on Hydrol. Earth Syst. Sci. Discuss., 9, 7085, 2012.

C3093

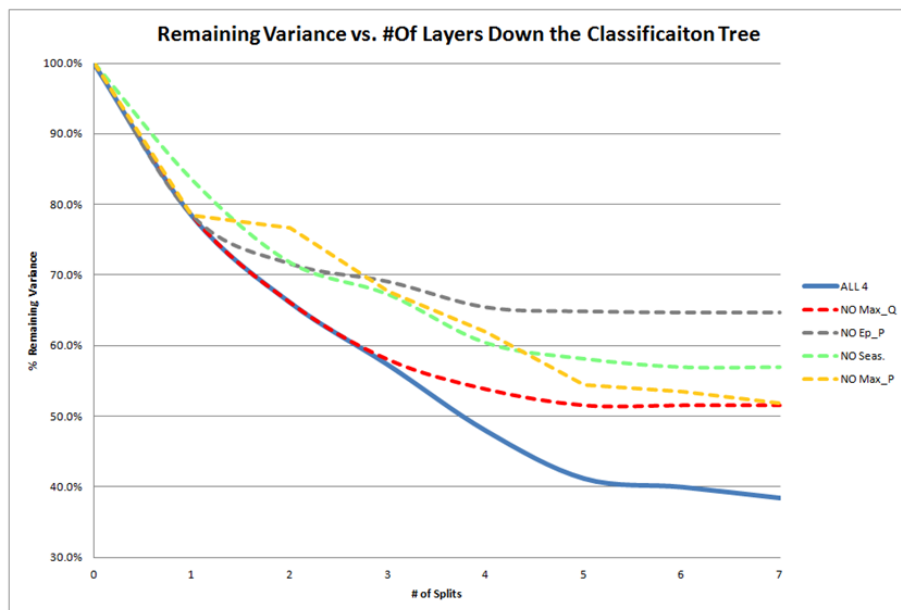


Fig. 1.

C3094

Level 0	100%
Level 1	86%
Level 2	68%
Level 3	63%
Level 4	54%
Level 5	47%
Level 6	47%
Level 7	46%

Fig. 2.

C3095

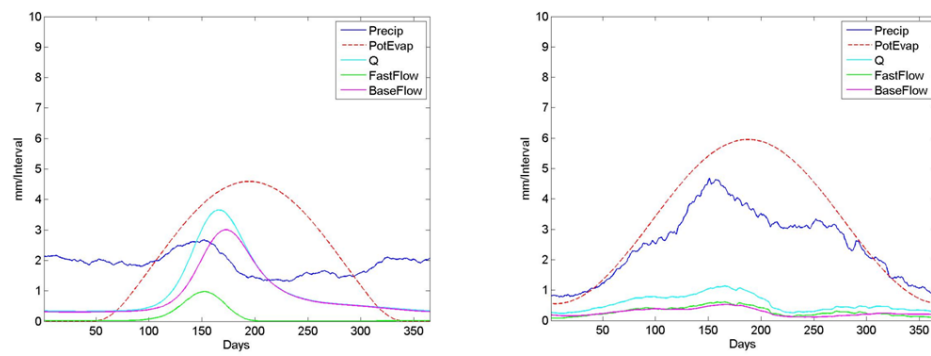


Fig. 3.

C3096

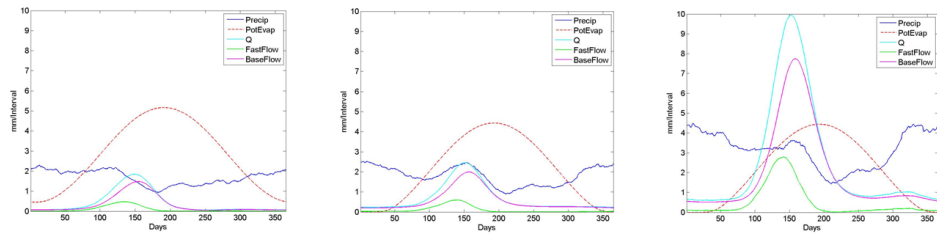


Fig. 4.

C3097

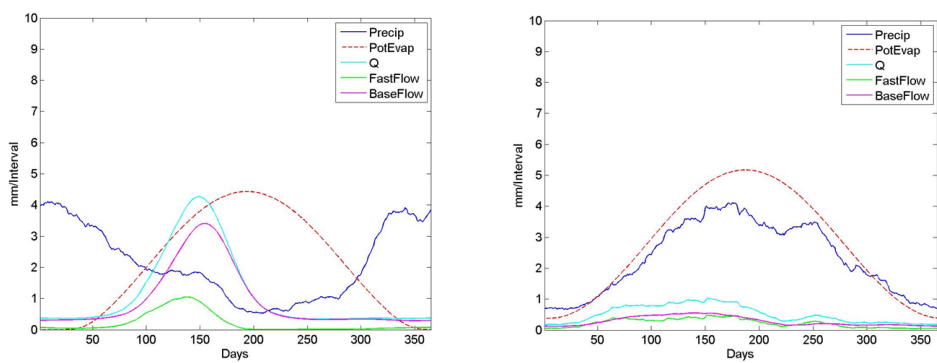


Fig. 5.

C3098

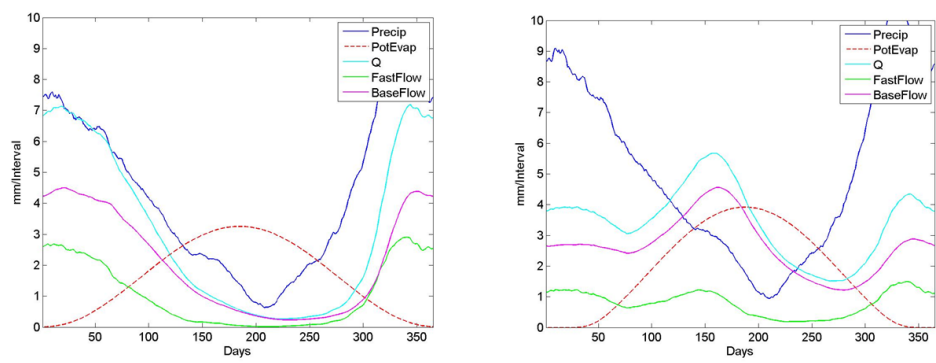


Fig. 6.

C3099