

A thermodynamic formulation of root water uptake

Anke Hildebrandt^{1,2}, Axel Kleidon², and Marcel Bechmann^{1,2}

¹Friedrich-Schiller-Universität, Jena, Germany

²Max-Planck-Institut für Biogeochemie, Jena, Germany

Abstract. By extracting bound water from the soil and lifting it to the canopy, root systems of vegetation perform work. Here we describe how root water uptake can be **evaluated thermodynamically and demonstrate that this evaluation provides additional insights into the factors that impede root water uptake.** We derive an expression that relates the energy export at the **base of the root system** to a sum of terms that reflect **all fluxes and storage changes along the flow path in thermodynamic terms.** We illustrate this thermodynamic formulation using an idealized setup of scenarios with a simple model. In these scenarios, we demonstrate why heterogeneity in soil water distribution and rooting properties affect the impediment of water flow even though the mean soil water content and rooting properties are the same across the scenarios. The effects of heterogeneity can clearly be identified in the thermodynamics of the system in terms of differences in dissipative losses and hydraulic energy, resulting in an earlier start of water limitation in the drying cycle. We conclude that this thermodynamic evaluation of root water uptake conveniently provides insights into the impediments of different processes along the entire flow path **that goes beyond resistances and also accounts for the role of heterogeneity in soil water distribution.**

1 Introduction

Root water uptake is an important process, determining the transport of water between soil and atmosphere and influencing plant productivity and crop yield. A wealth of studies using both models and observations deals therefore with understanding root water uptake, that is to, learn where plants take up water (Doussan et al., 2006; Javaux et al., 2008; Schneider et al., 2010), how root length and hydraulic properties affect

uptake (Zwieniecki et al., 2003; Bechmann et al., 2014), how plant communities exploit heterogeneously distributed soil water (Lhomme, 1998; Couvreur et al., 2012; Guswa, 2012), how to identify efficient rooting depth (Guswa, 2010), how soil water storage is shared between plants (Ivanov et al., 2012; Hildebrandt and Eltahir, 2007) how plants may optimize water flow in order to prevent cavitation (Sperry et al., 1998; Johnson et al., 2014) and about relations between root water uptake and stomatal control (Tuzet et al., 2003; Janott et al., 2011), as well as crop yield (Hammer et al., 2009).

In order to evaluate the efficiency of root water uptake and learning how **plants may regulate** it, we require some understanding of the impediment for water flow and how it is distributed along the soil-plant-atmosphere continuum, especially whether it lies within the plant or **the** soil compartment (Draye et al., 2010; Vadez et al., 2014). Much of our process understanding on the spatial distribution of water uptake and its evolution in drying soil is based on physically based models of the root system (Dunbabin et al., 2013). Relying on the electrical analogue of water flow and mass balance (van den Honert, 1948; Lhomme, 1998), they mimic the flow of water over a chain of resistances along continuously dropping water potentials from the soil to the root, further up within the root xylem, sometimes up the canopy (Janott et al., 2011). At the same time, root water uptake depletes the soil reservoir leading to more negative soil hydraulic potentials which need to be overcome in order to maintain the necessary gradient between soil and atmosphere to allow for flow. Both processes **(flow over a resistance network and increasing soil water retention) impede transpiration, but comparing their mutual contribution in form of resistances is not suitable, since the change of soil water retention per water removed has no proper resistance analogue.**

In this paper we show that additional information about the system can be obtained from a thermodynamic perspective, specifically by combining the hydraulic potentials with mass fluxes, yielding fluxes of energy. This approach has the

Correspondence to: A. Hildebrandt (anke.hildebrandt@uni-jena.de)

70 advantage that different processes, such as the change of soil water potential with decreasing soil water content as well as the transport of water over a resistance can be expressed in the same currency of energy fluxes and dissipation, with units of J s^{-1} . 125

75 While thermodynamics is most commonly associated with heat, its formulation is much more general and can be used to express the constraints and directions of energy conversions of any form (Kondepudi and Prigogine, 1998; Kleidon, 2012). As soil water movement and uptake by plants involves 130 changes in binding and gravitational energy, as expressed by the respective matric and gravitational potentials, the fluxes of water in the soil-vegetation-atmosphere system is associated with fluxes of energy, and we can compare which one of the processes in the uptake chain requires most energy, as 135 well as quantifying the total energy expense of the uptake. Thus, the thermodynamic perspective allows us to evaluate the efficiency of different temporal dynamics of root water uptake and characterize more efficient from less efficient root systems. 140

90 As will be shown in this paper, the thermodynamic formulations are comparatively simple, and straightforward to implement in models. Since the hydraulic potential is just the specific energy per mass (or volume), that is, the derivative of the Gibbs free energy to mass (or volume), the related 145 soil energy content can be obtained by integration. The thermodynamic representation has, however, several advantages that are currently not well explored by the hydrological community. One of these advantages is, for example, related to describing the effects of soil heterogeneity. While soil water potential is an intensive property (i.e., a property that does not depend on the size of the system) that cannot meaningfully be averaged, the associated energy content is an extensive property (i.e., a property that depends on the size of the system), therefore is additive, and the total energy content in 150 heterogenous soil can be calculated. As will be shown, the total energy content offers insights into the role of soil heterogeneity that cannot be derived when focussing only on the potential or the soil water content alone. 155

110 In the following, we will derive formulations for the energy contained in unsaturated soil as well as for the dissipation of energy for fluxes in unsaturated soil and along the root system. In order to illustrate how these fluxes can be interpreted to evaluate impediments to root water uptake and the role of soil water heterogeneity, we illustrate them in a 115 simplified process model, which is a conceptual four-box model for root water uptake. 165

2 Thermodynamics and soil hydrology 170

2.1 Thermodynamic background

120 Thermodynamics is a general theory of physics that describes the rules for energy conversions. The first law of thermody-

namics ensures energy conservation and formulates that the internal changes in energy are balanced with external additions or removals and internal conversions between different forms. The second law describes that with every conversion of energy, energy is increasingly dispersed, which is described by entropy as a physical quantity. It is the second law that sets the natural direction of processes to deplete their driving gradients and that is, for instance, reflected in soil water movement depleting gradients in soil water potential. The state of thermodynamic equilibrium is then described as a state of maximum entropy and represents a state in which no driving gradients are present within the system.

To describe soil water movement in thermodynamic terms, it needs to be formulated in terms of the energies involved and it needs to be associated with entropy. The energies involved consist of the binding energies associated with capillary and adhesive forces, gravitational energy, and heat. The first two forms of energy are directly relevant to soil water movement. Their formulation in energetic terms is straightforward as these are directly related to the matric and gravitational potentials. These potentials are formally defined as chemical potentials (Edlefsen and Anderson, 1943; Kondepudi and Prigogine, 1998), i.e., defined as the change in Gibbs free energy resulting from an incremental change in mass.

The use of heat is important as it is required to ensure energy conservation within the soil when the other forms of energy change, and because heat is directly linked to the entropy of the system. When water is redistributed within the soil due to gradients in soil water potential, this results in a reduction of the binding and gravitational energy, with the reduced energy being released as heat of immersion (see also below). The state of thermodynamic equilibrium is reached when there is no gradient in soil water potential. This state corresponds to a state of minimum Gibbs free energy, i.e., the binding and gravitational energy is minimized for a given amount of stored water. As the remaining energy is converted into heat, this reduction to a minimum of Gibbs free energy corresponds to a maximum conversion into heat and thereby a maximization of entropy that can be achieved by soil water redistribution. This is despite the fact that the actual amounts of heat involved are rather small compared to the heat fluxes involved in heat diffusion in the soil.

Next, we describe how these forms of energies are determined quantitatively from their respective potentials, and how these forms of energy change during root water uptake and soil water redistribution. Since energy content is better defined at minimum at the scale of the representative elementary volume (REV), we state equations for discrete bulk soil compartments $V_{s,i}$ greater than the REV (that is, where porosity and the soil water retention curve are defined). Soil properties are considered homogenous within, but may vary between soil compartments. We thus use sums to integrate over the soil space in the following.

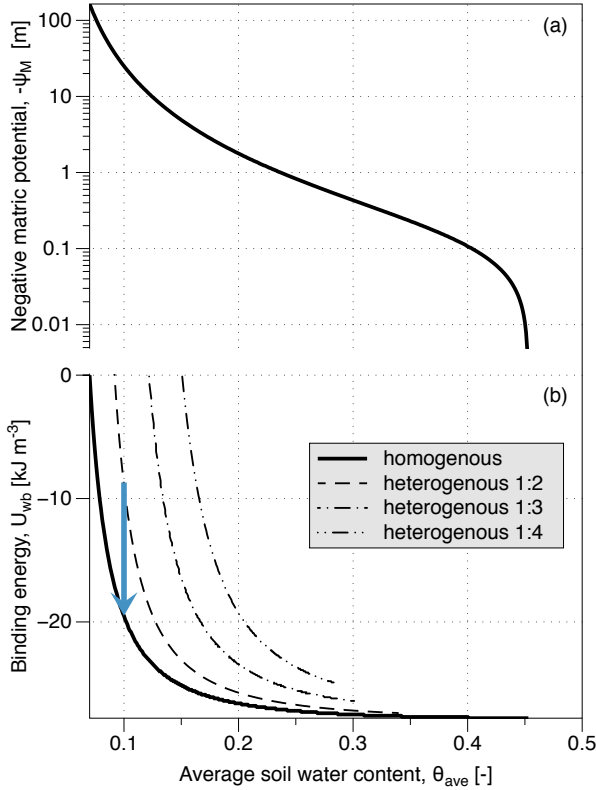


Fig. 1. Example of the hydraulic and thermodynamic states of a sample soil (sandy loam, Rawls et al. (1993)): (a) Water retention curve with logarithmic y-axis, Parameters are given in Table B1 (b) For the same soil, binding energy, $U_{wb} = \sum_{i=1}^n U_{wb,i}$, as a function of soil water content, for homogenous and heterogenous soil water distribution in a total soil volume 1 m^3 . The ratio indicated in the legend corresponds to the ratio of soil water contents in two compartments of equal size but different soil water content. The blue arrow indicates how much energy is available for driving fluxes to equalize the gradients in water potentials between compartments.

2.2 Forms of energy associated with soil water content

Two types of energy are relevant for describing soil water states. We will refer to this sum as the total hydraulic energy (U_w , J) contained in a soil volume, which consists of the binding energy, U_{wb} (J), and the gravitational energy, U_{wg} (J) defined in each soil compartment i (with $i = 1..n$):

$$U_{w,i} = (U_{wb,i} + U_{wg,i}) \quad (1)$$

with

$$U_w = \sum_{i=1}^n U_{w,i} \quad (2)$$

The gravitational energy ($U_{wg,i}$, J) relates to the energy necessary to lift the water from a reference level up to the point where it is stored in the soil:

$$U_{wg,i} = V_{s,i} \cdot \rho_w \cdot g \cdot \theta_i \cdot (z_i - z_r) \quad (3)$$

where ρ_w is the density of water ($\rho_w = 1000 \text{ kg} \cdot \text{m}^{-3}$), g is the gravitational acceleration, z_r is the elevation of the reference level, z_i the elevation of compartment i , while θ_i refers to the volumetric water content.

The binding energy ($U_{wb,i}$, J) relates to the capillary forces in the soil pores. With the soil matric potential being the change of Gibbs free energy per change of mass, the related energy can be found by integration. We obtain it here by integration of soil water volume of each compartment i :

$$U_{wb,i} = U_{wb,i}(\theta_i) = V_{s,i} \cdot \rho_w \cdot g \cdot \int_{\theta_{min}}^{\theta_i} \psi_M(\theta') \cdot d\theta' \quad (4)$$

Essentially, $U_{wb,i}$ is the integral of the water retention curve ($\psi_M(\theta)$). The multiplication with $\rho_w \cdot g$ serves for converting the units of the matric potential (ψ_M) from meter water to Joule. An example for both $\psi_M(\theta)$ and the related $U_{wb}(\theta)$ is depicted in Fig. 1 for a sandy loam using the van Genuchten parameterization with parameters given in Table 1. The lower integration point (θ_{min}) should refer to completely dry soil. However, some analytic formulations for the water retention function are not well defined in the very dry range (Rossi and Nimmo, 1994; Ciocca et al., 2014), and we therefore chose $\theta_{min} > 0$. This has a great influence on the absolute values of the integral of binding energy in the soil, but as will be shown below, the relative (i.e. temporal) differences in $U_{wb,i}$ are of relevance. Therefore, the exact choice of θ_{min} does not affect the results. We propose choosing a value just below the water content at the permanent wilting point, or another suitable value smaller than the water contents that will be reached in the desired application.

Fig. 1b shows the binding energy of the soil water as a function of the volumetric soil water content both for homogeneously and heterogeneously wetted soil. Like the soil matric potential, U_{wb} is negative, reaching the lowest values at soil saturation. The negative sign relates to the fact that energy is released (in form of a very small amount of heat), when water attaches to the pore walls ("heat of immersion", Edlefsen and Anderson (1943); Hillel (1998)). The same amount of energy has to be transferred to the soil when water is removed from the pores, and hence the bond between the water and the pore wall is broken. Thus, decreasing the water content via root water uptake constitutes an export of negative energy along with the mass export of water from the soil system to the plant (with details described below).

When soil water potential is distributed heterogeneously, the binding energy increases (is less negative). Technically, this results from the strongly non-linear water retention function. From a process perspective, this additional energy will drive water fluxes for equalizing the soil water gradients between compartments, and will during this process eventually dissipate this amount of energy by conversion into heat.

During root water uptake, a given amount of energy has to be invested to take up a certain volume of water over time. Hence differential changes of binding energy per change in

water content are relevant. Note that the slopes on the curves in Fig. 1b are steeper the greater the soil water heterogeneity. This illustrates that more energy has to be invested per decrease in total soil water content in heterogeneously compared to homogeneously wetted soils, if water is to be extracted at an equal rate from the compartments.

2.3 Dissipation and energy export associated with soil water movement and root water uptake

Soil water fluxes lead to dissipation (D , J s^{-1}) of total hydraulic energy. Generally, dissipation of energy occurs when water flows over a resistance, and is expressed as the product of the driving gradient and the water flow. Those fluxes may occur within the soil between compartments during redistribution of bulk soil water or at the small scale due to root water uptake, or further, within the plant tissue. The representation of fluxes in models differs according to model complexity, yet the dissipative nature of these fluxes should remain unaffected by how these are represented.

Energy dissipation due to soil water flow between compartments is written as:

$$D_{f,k} = \rho_w \cdot g \cdot (h_i - h_j) \cdot J_{w,k} \quad (5)$$

with

$$D_f = \sum_{k=1}^l D_{f,k} \quad (6)$$

where h refers to the soil hydraulic potential ($h_i = \psi_M + (z_i - z_r)$, m water) of the neighboring compartments i and j , $J_{w,k}$ refers to the water flux between two neighboring compartments i and j , $D_{f,k}$ (J s^{-1}) to the respective dissipation of energy over the boundary k between those compartments and D_f (J s^{-1}) to the total dissipation due to water fluxes within the total soil volume, i.e. over all interfaces between compartments (l). The dissipation is always negative, since it indicates a loss of hydraulic energy from the system, which is released in form of a very small quantity of thermal energy.

The same applies to the dissipation of energy due to the small-scale radial root water uptake ($D_{u,i}$, J s^{-1}). The formulation depends a great deal on the complexity of the applied flow model. The flow may be represented over several steps, i.e. from bulk soil to the root surface, from root surface to the xylem and within the xylem. Here, we represent a simple form, corresponding to the water uptake ($J_{wr,i}$) of the water flow model presented in the next section (Eq. 15). Note that this may easily be adapted to more comprehensive formulations of water uptake. We write dissipation due to microscopic radial water uptake as:

$$D_{u,i} = \rho_w \cdot g \cdot (\psi_{M,i} - \psi_x) \cdot J_{wr,i} \quad (7)$$

with $D_{u,i}$ (J s^{-1}) being the dissipation due to root water uptake in each reservoir i , and D_u becomes

$$D_u = \sum_{i=1}^n D_{u,i}. \quad (8)$$

where ψ_x is the root xylem potential (m).

Lastly, the root water uptake constitutes an export of energy ($J_{E,exp}$, J s^{-1}) from the soil root system which is generally defined as the product of the potential at and the flow over the boundary. In our case, water leaves at the top of the root collar as total transpiration at the xylem water potential:

$$J_{E,exp} = \rho_w \cdot g \cdot \psi_x \cdot J_{wu} \quad (9)$$

The sign of $J_{E,exp}$ is positive since in our case, water leaves the system (a negative flux) over the root collar at negative hydraulic potential. Correspondingly, this increases the total hydraulic energy as the soil dries (compare Fig. 1). $J_{E,exp}$ would be negative should water enter the system via the roots.

Although the dissipation (D_f , D_u) and energy fluxes ($J_{E,exp}$) carry the same units, their difference is noteworthy. Dissipative fluxes refer to internal processes within the thermodynamic system. They are irreversible. In our example they reflect the heat dissipated when water fluxes degrade the gradients in soil water potential. On the other hand, $J_{E,exp}$ is an energy flux (energy transported) across the system boundary. Note, however, that in general also this flux depletes a gradient (between the soil and the atmosphere), but this gradient is not described in our simple soil-root model explicitly.

2.4 Energy balance equation

The energy balance for the soil-root-system can be written as the sum of the changes in total hydraulic energy over all compartments, the dissipation terms, and the energy export:

$$\sum_{i=1}^n \frac{dU_{w,i}}{dt} = \sum_{k=1}^l D_{f,k} + \sum_{i=1}^n D_{u,i} + J_{E,exp} \quad (10)$$

Some properties of this equation are noteworthy. First, rearranging Eq. 10 yields an expression that relates the characteristics at the outlet of the system to a series of internal processes:

$$\begin{aligned} J_{E,exp} &= \rho_w \cdot g \cdot \psi_x \cdot J_{wu} \\ &= \sum_{i=1}^n \frac{dU_{w,i}}{dt} - \sum_{k=1}^l D_{f,k} - \sum_{i=1}^n D_{u,i} \end{aligned} \quad (11)$$

The units in all terms of Eq. 11 are J s^{-1} , as they all indicate rates of energy flux and changes of energy content with time. More practically, $J_{E,exp}$, as the product of root collar xylem potential and transpirational flux, is influenced by several processes and Eq. 11 shows that they act as

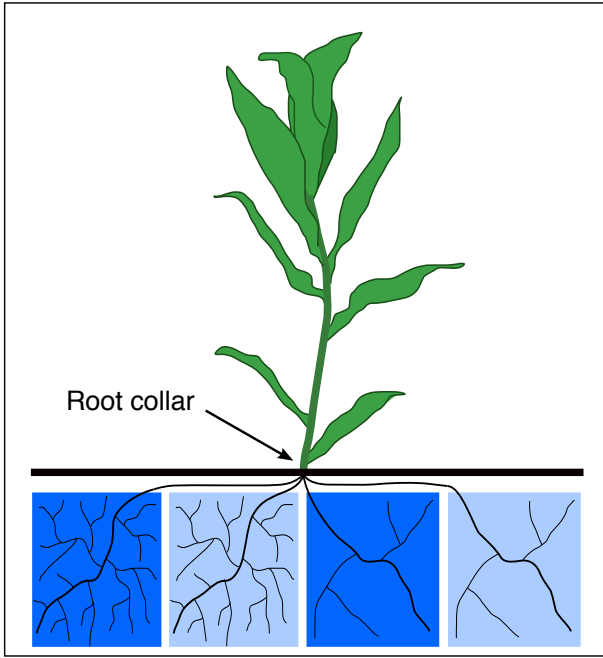


Fig. 2. Schematic of the numerical split root experiment. One plant has access to four soil compartments, two densely rooted (left) and two sparsely rooted (right). Color shading of the containers indicates high (dark color) and low (bright color) initial soil water content. The average initial soil water content is the same in all simulations. In the same way, the average water content over the two left (densely rooted) and two right (sparsely rooted) containers is the same in all simulations.

a sum (remember that all dissipative terms have negative signs). For a constant water flux, Eq. 11 shows that the collar xylem potential would have to be more negative when water has to be moved within the soil (thus decreasing D_f), when water is taken up in drier soil at more negative soil water potentials, and also when soil water potentials are more heterogeneously distributed (both increasing U_{wb} , as shown in Fig. 1). For model applications, comparison of the magnitude of the separate terms of the sum in Eq. 11 provides a tool to assess which of the successive pathways involved in root water uptake most strongly impedes water flow.

3 Conceptual root water uptake model

The thermodynamic evaluation introduced in the last section are meant to be applied on a water flow model (process model), which is run *a priori*. We illustrate their application using a simple model system as shown in Fig. 2. The system consists of four soil water reservoirs, from which water is extracted by root uptake. No water is added during the simulation. All soil reservoirs are assumed to be of equal volume, $V_{s,i}$ (m^3), and their water storage is described by the variables $W_i = \theta_i \cdot V_{s,i}$ (in m^3) with θ_i being the volumetric

soil water content (-) of the reservoir i . Soil water is extracted from the soil reservoirs by root water uptake. In the model scenarios presented below, we will assume that soil compartments are isolated, hence no bulk soil water flow takes place. However, in order to formulate the energy balance completely, we also state the corresponding flow equations for bulk water flow for reference.

The mass balances of the reservoirs describing the temporal changes in W_i in terms of the root water uptake fluxes, $J_{wr,i}$ ($m^3 s^{-1}$) and soil water flow between the reservoirs, $J_{w,k}$ ($m^3 s^{-1}$) is expressed as

$$\frac{dW_i}{dt} = J_{wr,i} + \sum_{k=1}^m J_{w,k} \quad (12)$$

with both fluxes carrying negative signs when directed outward of the reservoir. Here, m describes the total number of neighbors of cell i . The water flux ($J_{w,k}$, $m^3 s^{-1}$) from the neighboring reservoirs is expressed by Darcy's law, being proportional to the difference in hydraulic potentials ($h_i = \psi_M(\theta) + z_r$, m water). For any two neighboring cells i and j , it is given as:

$$J_{w,k} = -K_{ij}(h_i - h_j). \quad (13)$$

where K_{ij} ($m^2 s^{-1}$) is the effective unsaturated soil hydraulic conductivity between adjacent compartments i and j . For convenience the spatial scale is factored into the effective conductivity K_{ij} .

The total root water uptake (J_{wu} , $m^3 s^{-1}$) is the sum of the uptake fluxes from each compartment, which are described in analogy to Darcy's law:

$$J_{wu} = \sum_i J_{wr,i} \quad (14)$$

with

$$J_{wr,i} = -K_{r,i}(\psi_{M,i} - \psi_x) \quad (15)$$

where ψ_x (m water) is the xylem water potential which is taken to be equal throughout the entire root system and the index i runs over the number of compartments. The conductivities $K_{r,i}$ ($m^2 s^{-1}$) are effective radial conductivities of active roots in compartment i . They encompass the notion of active root length and hydraulic conductivity of the flow path from the bulk soil into the root xylem, all of which are positively related to K_r . In our conceptual model, we will change the proportion of $K_{r,i}/K_{r,j}$ to create heterogeneous root water uptake from the different reservoirs (see below). As mentioned above, root water uptake may be represented more comprehensively. We keep it simple here to better support the purpose of demonstrating the thermodynamic diagnostics.

For matter of demonstration, we keep the model simulations deliberately simple. All soil compartments are arranged horizontally, so that differences in potential energy do not

Table 1. Parameters and initial conditions applied for each of the scenarios in the conceptual model for the compartments ($i=1..4$). Given are the differences between scenarios in words and the corresponding manipulations in initial states and parameters.

Scenario	Variable	i=1	i=2	i=3	i=4
all	$V_{s,i}$ (m ³)	0.125	0.125	0.125	0.125
(1) optimal case = soil and roots homogenous	initial soil water	average	average	average	average
	$\theta_{init,i}$ (-)	0.18	0.18	0.18	0.18
	root abundance	average	average	average	average
	$K_{r,i}$ (m ² · s ⁻¹)	$5.0 \cdot 10^{-6}$	$5.0 \cdot 10^{-6}$	$5.0 \cdot 10^{-6}$	$5.0 \cdot 10^{-6}$
heterogenous soil cases	initial soil water	dry	dry	wet	wet
	$\theta_{init,i}$ (-)	0.15	0.15	0.21	0.21
(2) homogenous roots	root abundance	average	average	average	average
	$K_{r,i}$ (m ² · s ⁻¹)	$5.0 \cdot 10^{-6}$	$5.0 \cdot 10^{-6}$	$5.0 \cdot 10^{-6}$	$5.0 \cdot 10^{-6}$
(3) heterogenous roots	root abundance	many	few	many	few
	$K_{r,i}$ (m ² · s ⁻¹)	$7.5 \cdot 10^{-6}$	$2.5 \cdot 10^{-6}$	$7.5 \cdot 10^{-6}$	$2.5 \cdot 10^{-6}$
(4) strongly heterogenous roots	$K_{r,i}$ (m ² · s ⁻¹)	$9.0 \cdot 10^{-6}$	$1.0 \cdot 10^{-6}$	$9.0 \cdot 10^{-6}$	$1.0 \cdot 10^{-6}$

play a role and all changes in hydraulic energy will be due to changes in water content. Also, we model a split root experiment, where no water flow between compartments is possible and all changes in soil water content are due to root water uptake. This enables us to increase the heterogeneity in the soil water content and demonstrate its effect on the energy balance, xylem potential and uptake dynamics. In this simplified setup we solve the systems of equations with a prescribed boundary condition (total transpiration, J_{wr}) for the unknown xylem water potential ψ_x as follows:

$$\psi_x = \frac{-J_{wr} + \sum_{i=1}^n (\psi_{M,i} \cdot K_{r,i})}{\sum_{i=1}^n (K_{r,i})} \quad (16)$$

For each time step ($\Delta t =$), Eq. 16 yields the xylem water potential, based on the current water contents in the compartments. Next, we obtain the water uptake for the same time step using Eqs. 12 and 15. Water contents are then updated for the next time step based on the root water uptake. Initial soil water contents and root conductivities are applied as shown in Table 1. For matters of simplicity, we run the model until soil water limits uptake. We somewhat arbitrarily assume that soil water becomes limiting when the root xylem potential falls somewhat below the permanent wilting point (-150 m). When this point is reached, we fix $\psi_x = -150$ m.

Additional scenarios with diurnal fluctuations of transpirational forcing and other soil hydraulic properties are given as a reference in the supplement. They yield similar results.

4 Scenarios

We run the model for four scenarios, as shown in Table 1. In the scenarios we vary the distribution of initial soil water content and the implied root length by changing to compartment root conductivity to impose increasingly heterogenous conditions while keeping the average constant.

The first scenario is completely homogenous with a uniform initial soil water content and root conductivity across compartments. Three additional scenarios are initialized with heterogenous initial soil water, and differ with regard to the heterogeneity of root conductivity. In all simulations the average initial soil water content is the same. In the same way, the effective root conductivities ($K_{r,i}$) were either homogeneously distributed or heterogenous with two compartments having more roots and two less than average. Working with four compartments allows us to combine the manipulation such that average root conductivity is equal between the dry and wet compartments and between all scenarios (see Table 1, Fig. 2).

The model is representative of a plant having access to a soil volume of 0.5 m³, consisting of a soil monolith of 0.5 m depth and a surface area of 1 m². Each of the compartments is same volume (0.125 m³). The transpiration rate is indicative of a hot summer day in Germany, with 6 mm d⁻¹. Effective root conductivities, correspond to roots with radial conductivity of $3 \cdot 10^{-6}$ m s⁻¹ MPa⁻¹, which is on the upper end of the values summarized in (Draye et al., 2010), and total root length densities in the compartments varying between 1 cm cm⁻³ (most densely rooted), 0.5 cm cm⁻³ (average) and 0.1 cm cm⁻³ (least densely rooted). This is within the range of observed root length densities for maize (Kuchenbuch et al., 2009).

The soil hydraulic properties are equal in all compartment and derived using van Genuchten (1980) with parameters for a sandy loam (Rawls et al., 1993) given in Table B1. Starting from the initial conditions, we model a dry down event until limiting soil water xylem are reached. In each simulation, first root water uptake and the resulting temporal evolution of soil water content were explicitly solved for each compartment. Second, the thermodynamic evaluation was applied *a posteriori* based on the results of the root water uptake model.

Table 2. Variables used in this study.

Symbol	Variable	Units
D_f	Dissipation due to soil water flow	$W, J s^{-1}$
D_u	Dissipation due to root water uptake	$W, J s^{-1}$
g	Gravitational acceleration	$9.81 m s^{-2}$
h	Soil hydraulic potential	m
i, j	soil compartment indices	-
$J_{E,exp}$	Export of energy from the soil-root-system through the root collar	$W, J s^{-1}$
J_{wu}	Total root water uptake	$m^3 s^{-1}$
$J_{w,k}$	Soil water redistribution between compartments over the interface k	$m^3 s^{-1}$
$J_{wr,i}$	Water flux from bulk soil into the root	$m^3 s^{-1}$
k	Index for interfaces between compartments	-
l	Number of interfaces between compartments	-
K_{ij}	Soil hydraulic conductivity between compartments i and j	$m^2 s^{-1}$
$K_{r,i}$	Effective radial conductivity of the active roots in compartment i	$m^2 s^{-1}$
n	Number of soil compartments	4
t	Time	s
U_w	Total hydraulic energy	J
U_{wb}	Binding energy	J
U_{wg}	Gravitational energy	J
W_i	Total soil water storage	m^3
V	Volume	m^3
$V_{s,i}$	Volume of the model compartments	m^3
z	Elevation	m
z_r	Elevation of the reference level	m
ψ_M	Soil matric potential	m
ψ_x	Xylem water potential	m
ρ_w	Density of water	$1000 kg m^{-3}$
θ	Volumetric soil water content	-
θ_{ave}	Average volumetric soil water content	-
θ_{min}	Lower integration boundary for U_{wb}	-

5 Results

Fig. 3 shows the evolution of the root collar potential ob- 450
 tained from the process model over the course of the dry-
 ing cycle and the associated creation of heterogeneity of soil
 water contents (as reflected in the coefficient of variation).
 Shown are the results of all scenarios given in Table 1. Re- 455
 member that the difference between scenarios is only with re-
 gard to the prescribed heterogeneity. The average initial wa-
 ter contents, root conductivities and root water uptake is the
 same in all simulations. The scenario called "optimal" is one
 where both initial soil water content and root distribution are
 homogenous. It can be seen as the optimal scenario from a 460
 plant's point of view, as it minimizes dissipation which keeps
 the xylem potentials lower and delays time to water stress. It
 is obvious from the evolution of the root collar potential that,

despite everything relating to the overall water balance be-
 ing the same in all scenarios, the homogenous (optimal) sce-
 nario is the one where limiting xylem potentials are reached
 at the lowest average soil water content and longest time af-
 ter beginning of the experiment. The limiting xylem potential
 is reached earlier the more heterogenous the distribution of
 root water uptake and soil water contents. Also, Appendix
 A shows analytically that uptake from homogeneously dis-
 tributed soil water minimizes (i.e. optimizes from the plant's
 point of view) the dissipative losses due to root water uptake
 in a situation in which soil hydraulic properties are homoge-
 neous.

Based on the output of the root water uptake model, we
 applied Eq. 11 to diagnose the impediments to root water
 uptake. The individual terms of Eq. 11 (except dissipa-
 tion to soil water flow, which was not modeled) are plot-
 ted separately in Fig. 4: On the left the total export of en-
 ergy ($J_{E,exp}$), which proves to be composed of the change
 of binding energy in the soil (dU_{wb}/dt , middle) and dissipa-
 tion due to root water uptake ($-D_u$, right). All individual
 terms (dU_{wb}/dt , D_u and $J_{E,exp}$) were calculated separately,
 applying Eq. 4, 7 and 9. Thus, Fig. 4 provides a proof of
 concept for the correct derivation of Eq. 11 because all the
 terms balance.

The energy export ($J_{E,exp}$) corresponds closely to the evo-
 lution of the root xylem potential (Fig. 3, left), because
 the transpirational flux is prescribed as constant. $J_{E,exp}$ in-
 creases continuously as the soil dries in order to maintain the
 constant rate of uptake. The decomposition of the energy ex-
 port informs about the impediments to root water uptake in
 the different scenarios. For example, the greatest contribu-
 tion to $J_{E,exp}$ in wet soil in our setup originates from the dis-
 sipation when water flows from the soil into the root, which
 constitutes about 97 % of the energy export. When the soil
 dries out, it becomes increasingly more costly to detach wa-
 ter from the soil matrix, and the change of the binding energy
 makes up a somewhat more substantial proportion of the to-
 tal energy exported from the system (17-22 %, depending on
 the scenario).

The optimal case (grey solid line) is the one with the least
 possible expenditure in dU_{wb}/dt , and the difference between
 the solid grey curve and the other curves illustrates the im-
 pact of soil water heterogeneity on the water uptake at each
 time step. At the same average soil water content, differences
 in dU_{wb}/dt between our scenarios are entirely due to het-
 erogenous soil water distribution. When comparing the opti-
 mal scenario and the one with strongly heterogenous roots at
 $\theta_{ave}=0.15$, we observe that less than half of the investment in
 detaching water is due to soil drying and the remaining part
 is due to the heterogenous distribution of the soil water. The
 effect of soil heterogeneity increases further after this point.

At the same time, in heterogenous soils the impediment to
 uptake due to water flow over the root resistance increases,
 since uptake occurs preferentially in a limited part of the root
 system (the compartment with greatest root length that was

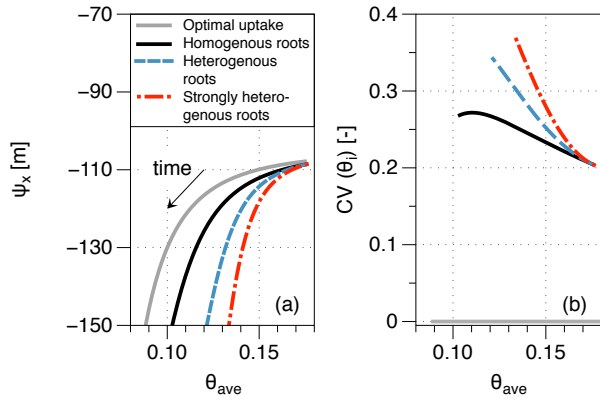


Fig. 3. Model results of the simple model: **(a)** Evolution of xylem potential over the course of root water uptake, **(b)** Evolution of the coefficient of variation of soil water content during the simulation. Average initial soil water content is the same in all simulations. Only the unstressed uptake is shown. The time axis has been replaced by average volumetric soil water, which evolves parallel with time in this constant flux experiment.

initialized as wet, data not shown). However, this dissipation effect is less dynamic over time as the one related to soil drying in this modeling exercise.

6 Discussion

We used thermodynamics to evaluate the dynamics of a very simple process model for root water uptake to demonstrate that besides fluxes and potentials there is more relevant information in the system that relates to change of hydraulic energy and dissipative losses of water uptake. The main contribution of the paper lies in providing a tool for assessing where the impediments to root water uptake lie along the flow path between soil and atmosphere. For this the thermodynamic formulations are applied *a posteriori* to water fluxes and changes of soil water contents calculated with the hydrological model. The relative contribution of each of the impediments can then be quantified, by evaluation the relative contribution of each process to the total energy export. At the same time, the calculations with the simple model serve as a proof of concept: The energy balance is closed, i.e. the sum of change in hydraulic energy and dissipation equal the energy export.

In our thermodynamic description of the soil-plant system, we have not considered the changes of soil temperature, which should be induced particularly when heat is generated as water attaches to the soil. We have done this, because the related changes of temperature are so small that they would not affect the water flow and generally small compared to changes of temperature due to radiative soil heating.

Also, we have assumed in this derivation that the soil water retention function is known and is non-hysteretic. The

latter may have considerable influence on the resulting trajectory of dU_{wb}/dt . Generally, hysteresis can be included in the framework to investigate this effect further in the future.

Finally, we have also deliberately limited our model scenarios to situations where roots do not grow, where root length does not depend on water availability and we have not allowed for redistribution of water between compartments. This way, we artificially maintained heterogeneity, which was done in order to demonstrate in the separate scenarios how heterogeneity alone affects uptake and its thermodynamics.

An important advantage of evaluating the process model output in the energy domain lies in the possibility for evaluating the role of heterogeneous soil water potentials. The water potentials, the derivative of the Gibbs free energy per mass, are an intensive property of the system and in heterogeneous systems, they cannot be meaningfully averaged. The Gibbs free energy itself is an extensive property, can be averaged and hence allows to describe efficiently states also in heterogeneous systems. An additional advantage of working in the "energy domain" constitutes the possibility to consider both the influence of the water retention function, heterogeneous soil water distribution and the various resistances along the flow path in the same realm and using the same units. In particular, heterogeneity of soil water increases the total hydraulic energy, which necessarily implies that xylem water potentials have to be more negative to transpire at the same rate and same average soil water content if root systems are equally distributed. Thus, with everything else being equal and independent of soil water potential distribution plants rooted in heterogeneously wetted soils are expected to reach water limitation earlier. This phenomenon has already been observed in models dealing with spatially heterogeneous infiltration patterns caused by forest canopies (Guswa and Spence, 2011). At the same time heterogeneous soil water retention properties may induce root growth that alleviates water stress and root systems are likely adapted to such conditions. This reasoning may be further extended to understanding horizontal and vertical distribution of root systems and uptake in adapting to their environment (Adiku et al., 2000; van der Ploeg et al., 2008) also in terms of reducing their dissipative losses.

We have given equations for our simple system, but the concept can easily be extended to more complex systems, for example three dimensional models of root water uptake (Doussan et al., 2006; Javaux et al., 2008; Kalbacher et al., 2011) which include more process details, particularly more complex description of water flow within the root system or any other process models describing root water uptake. Application of thermodynamics as proposed in this paper may help to identify and understand the effects of heterogeneity in more realistic models of root water uptake. Furthermore, a thermodynamic evaluation may be applied to investigate the effects of dynamic root growth, aquaporine and stomatal regulation (Aroca et al., 2012; Vadez et al., 2014) or mucilage

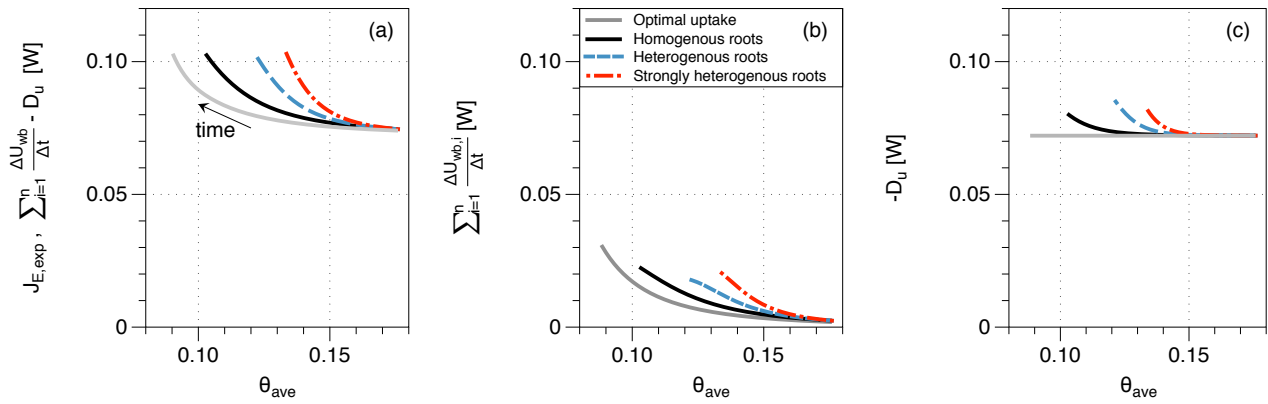


Fig. 4. Exported energy and its components for the soil-plant-system over the course of a drying experiment and different root water uptake scenarios. As in Fig 3, the time axis was replaced by the average soil water content. **(a)** Total energy exported from the system at the root collar. It is the sum of the two components given in the other subplots **(b)** Component due to decrease of soil binding energy, which is due to both soil drying and enhanced heterogeneity (compare Fig. 3) **(c)** Component due to energy dissipation by water flow from the soil into the root.

(Carminati et al., 2011) on the impediments of the whole plant root water uptake. Bechmann et al. (2014) have applied thermodynamics to root water uptake studies for discerning efficient root parameterizations from less efficient ones by minimizing the time average of $J_{E,exp}$. More practically, measurements of leaf water potential and transpiration are used to assess plant water relations, and Eq. 11 informs about the processes involved. Thus, when information on potentials and flux along the flow path are available, the formulations can also be implemented in experimental studies, while imposed system boundaries can be adapted to fit the specific setup.

At the more general level, this study adds to the thermodynamic formulation of hydrologic processes and the application of thermodynamic optimality approaches (Kleidon and Schymanski, 2008; Porada et al., 2011; Kleidon et al., 2013; Zehe et al., 2013). What we described here is more targeted towards reduction in dissipative losses, rather than the maximization of dissipation, or entropy production, as suggested by some previous studies (Kleidon and Schymanski, 2008; Zehe et al., 2013). This is, however, not a contradiction. A reduction of dissipative losses in a system allows to maintain greater fluxes for the same forcing gradient, which may then result in a greater depletion of the driving gradients, thus maintaining low xylem potentials and delaying the onset of water stress or cavitation. In our study, we did not consider this effect on the driving gradients, which in the case of root systems are the difference in chemical potential between soil moisture and the water vapor in the near-surface atmosphere. The minimization of internal dissipation was already applied in hydrology in characterization of river network structure (Rinaldo et al., 1996, 2014) and to vertical root water uptake (Adiku et al., 2000). Notably, it was also used in vascular networks as the starting point to derive scaling laws and the frac-

tal nature of plant branching systems (West et al., 1997). It would seem that our study fits very well into the scope of this previous study and extends it to include the transport of soil water towards the vascular network of the rooting system. In a further step, this transport would need to be linked into the whole soil-vegetation-atmosphere system along with its driving gradient to fully explore the thermodynamic implications of an optimized root system. Such extensions could form the scope of future research. The thermodynamic formulation of root water uptake as described here provides the necessary basis to test the applicability of thermodynamic optimality approaches to root system functioning.

7 Summary and conclusions

Systems approaches and modeling will certainly be tools to investigate plant water relations and efficient rooting strategies in the future (Lobet et al., 2014). In this paper we give a description of how root water uptake relates to changes of total energy in the system, which can be used to quantify the contribution of individual processes to impeding root water uptake. It also sheds new light on some impediments not yet accounted for, like heterogeneity in soil water. This is a slightly different and potentially complementary approach to describing flow resistances over potential gradients. Our derivation shows that the product of xylem water potential and transpiration flux carries a great deal of information, as it can be partitioned into the sum of individual processes impeding water flow in the soil-plant-system. Particularly in process models on root water uptake (Doussan et al., 2006; Kalbacher et al., 2011; Couvreur et al., 2012), the changes of total hydraulic energy and energy dissipation provide the opportunity to evaluate which processes dominate the impedance to root water uptake at given times, and

shed light on whether those are of biotic (within the plant) or abiotic (within the soil) origin.

Acknowledgements. AH acknowledges support from the Collaborative Research Centre "AquaDiva" (SFB 1076/1, B02) funded by the German Science Foundation (DFG). MB has been supported by the Jena School for Microbial Communication (JSMC). AK acknowledges financial support from the "Catchments As Organized Systems (CAOS)" research group funded by the German Science Foundation (DFG) through grant KL 2168/2-1. We thank Stefan Kollet for discussion and helpful references, Thomas Wutzler, as well as the reviewers Gerrit de Rooij, Uwe Ehret and editor Erwin Zehe for critical comments during the manuscript discussion.

Appendix A Analytical derivations

It can be shown analytically that a homogeneous soil water distribution result in the least dissipation associated with root water uptake (as shown in Fig. 4c). Such a minimization of dissipation then results in a lower decrease dU_w/dt and/or in a lower export $J_{E,exp}$, as expressed in Eqn. ?? . To show this minimum analytically, we consider a simplified setup of only two reservoirs, a and b, yet use the same formulations as in the main text and the same boundary condition of a prescribed flux of root water uptake, J_{wu} .

We consider the case of a uniform root system (i.e., $K_{r,a} = K_{r,b} = K_r$) that takes up water from the two soil reservoirs. The distribution of soil water is described by matric potentials $\psi_{M,a} = \psi_M - \Delta\psi$ and $\psi_{M,b} = \psi_M + \Delta\psi$. When $\Delta\psi$ is relatively small, then the water retention curve is approximately linear with the soil water content, so that this formulation represents a case in which the total soil water of the two reservoirs is the same, and it is only the distribution across the two reservoirs that differs, as described by $\Delta\psi$. With this formulation, the prescribed boundary condition in terms of the root water uptake J_{wu} results in a constraint of the form

$$J_{wu} = -K_r(\psi_M - \Delta\psi_M - \psi_x) - K_r(\psi_M + \Delta\psi_M - \psi_x) = -2K_r(\psi_M - \psi_x) \quad (\text{A1})$$

so that $\psi_x = \psi_M + J_{wu}/(2K_r)$. The dissipation, D_u , associated with root water uptake then becomes

$$D_u = D_{u,a} + D_{u,b} = -\rho_w g \cdot K_r \left[2 \left(\frac{J_{wu}}{2K_r} \right)^2 + 2\Delta\psi_M^2 \right] \quad (\text{A2})$$

It is easy to see in this expression that the minimum is reached when $\Delta\psi_M = 0$ (which can also be derived analytically by $\partial D_u / \partial \Delta\psi_M = 0$). In other words, for a uniform root system, dissipation associated with root water uptake is at a minimum when moisture is distributed homogeneously in the soil.

In principle, one can also show that a uniform root system results in a minimum of dissipation. This requires an integration over time, which makes an analytical treatment

Table B1. Parameters used for calculation of soil hydraulic properties using van Genuchten (1980)

Symbol	Description	Value
n	Shape parameter	1.38
m	Shape parameter, $m = 1 + \frac{1}{n}$	0.275
α	Shape parameter	0.068 cm ⁻¹
θ_{min}	Lower integration boundary in Eq. 4	0.07
θ_r	Residual soil water content	0.041
θ_s	Porosity	0.453

more complex so that it is easier illustrated by the numerical simulations done in the main text.

Appendix B Appendix: Soil Parameters

References

- Adiku, S. G. K., Rose, C. W., Braddock, R. D., and Ozier-Lafontaine, H.: On the simulation of root water extraction: examination of a minimum energy hypothesis, *Soil Science*, 165, 226–236, doi:10.1097/00010694-200003000-00005, 2000.
- Aroca, R., Porcel, R., and Ruiz-Lozano, J. M.: Regulation of root water uptake under abiotic stress conditions, *Journal of Experimental Botany*, 63, 43–57, doi:10.1093/jxb/err266, 2012.
- Bechmann, M., Schneider, C., Carminati, A., Vetterlein, D., Attinger, S., and Hildebrandt, A.: Effect of parameter choice in root water uptake models the arrangement of root hydraulic properties within the root architecture affects dynamics and efficiency of root water uptake, *Hydrology and Earth System Sciences*, 18, 4189–4206, doi:10.5194/hess-18-4189-2014, 2014.
- Carminati, A., Schneider, C. L., Moradi, A. B., Zarebanadkouki, M., Vetterlein, D., Vogel, H.-J., Hildebrandt, A., Weller, U., Schüler, L., and Oswald, S. E.: How the Rhizosphere May Favor Water Availability to Roots, *Vadose Zone Journal*, 10, 988–998, doi:10.2136/vzj2010.0113, <https://www.soils.org/publications/vzj/abstracts/10/3/988>, 2011.
- Ciocca, F., Lunati, I., and Parlange, M. B.: Effects of the water retention curve on evaporation from arid soils, *Geophysical Research Letters*, 41, 3110–3116, doi:10.1002/2014GL059827, 2014.
- Couvreur, V., Vanderborght, J., and Javaux, M.: A simple three-dimensional macroscopic root water uptake model based on the hydraulic architecture approach, *Hydrology and Earth System Sciences*, 16, 2957–2971, doi:10.5194/hess-16-2957-2012, 2012.
- Doussan, C., Pierret, A., Garrigues, E., and Pagès, L.: Water uptake by plant roots: II Modelling of water transfer in the soil root-system with explicit account of flow within the root system comparison with experiments, *Plant and Soil*, 283, 99–117, doi:10.1007/s11104-004-7904-z, 2006.
- Draye, X., Kim, Y., Lobet, G., and Javaux, M.: Model-assisted integration of physiological and environmental constraints affecting the dynamic and spatial patterns of root water uptake from soils, *Journal of Experimental Botany*, 61, 2145–2155, doi:10.1093/jxb/erq077, 2010.

- Dunbabin, V. M., Postma, J. a., Schnepf, A., Pagès, L., Javaux, M., Wu, L., Leitner, D., Chen, Y. L., Rengel, Z., and Diggle, A. J.: Modelling root soil interactions using three dimensional models of root growth, architecture and function, *Plant and Soil*, 372, 93–124, doi:10.1007/s11104-013-1769-y, 2013.
- Edlefsen, N. E. and Anderson, A. B. C.: Thermodynamics of soil moisture, *Hilgardia*, 15, 31–298, doi:DOI:10.3733/hilg.v15n02p031, <http://hilgardia.ucanr.edu/Abstract/?a=hilg.v15n02p031>, 1943.
- Guswa, A. J.: Effect of plant uptake strategy on the wateroptimal root depth, *Water Resources Research*, 46, 1–5, doi:10.1029/2010WR009122, 2010.
- Guswa, A. J.: Canopy vs. roots: Production and destruction of variability in soil moisture and hydrologic fluxes, *Vadose Zone Journal*, 11, doi:10.2136/vzj2011.0159, 2012.
- Guswa, A. J. and Spence, C. M.: Effect of throughfall variability on recharge: application to hemlock and deciduous forests in western Massachusetts, *Ecohydrology*, 5, 563–574, doi:10.1002/eco.281, 2011.
- Hammer, G. L., Dong, Z., McLean, G., Doherty, A., Messina, C., Schussler, J., Zinselmeier, C., Paszkiewicz, S., and Cooper, M.: Can changes in canopy and/or root system architecture explain historical maize yield trends in the U.S. corn belt?, *Crop Science*, 49, 299–312, doi:10.2135/cropsci2008.03.0152, 2009.
- Hildebrandt, A. and Eltahir, E. A. B.: Ecohydrology of a seasonal cloud forest in Dhofar: 2. Role of clouds, soil type, and rooting depth in tree-grass competition, *Water Resources Research*, 43, 1–13, doi:10.1029/2006WR005262, 2007.
- Hillel, D.: *Environmental Soil Physics*, Academic Press, Boston, 1998.
- Ivanov, V. Y., Hutyra, L. R., Wofsy, S. C., Munger, J. W., Saleska, S. R., de Oliveira, R. C., and de Camargo, P. B.: Root niche separation can explain avoidance of seasonal drought stress and vulnerability of overstory trees to extended drought in a mature Amazonian forest, *Water Resources Research*, 48, W12 507, doi:10.1029/2012WR011972, 2012.
- Janott, M., Gayler, S., Gessler, A., Javaux, M., Klier, C., and Priesack, E.: A one-dimensional model of water flow in soil-plant systems based on plant architecture, *Plant and Soil*, 341, 233–256, doi:10.1007/s11104-010-0639-0, 2011.
- Javaux, M., Schroder, T., Vanderborght, J., and Vereecken, H.: Use of a three-dimensional detailed modeling approach for predicting root water uptake, *Vadose Zone Journal*, 7, 1079–1088, 2008.
- Johnson, D. M., Sherrard, M. E., Domec, J.-C., and Jackson, R. B.: Role of aquaporin activity in regulating deep and shallow root hydraulic conductance during extreme drought, *Trees*, 28, 1323–1331, doi:10.1007/s00468-014-1036-8, 2014.
- Kalbacher, T., Schneider, C. L., Wang, W., Hildebrandt, A., Attinger, S., and Kolditz, O.: Modeling soil-coupled water uptake of multiple root systems with automatic time stepping, *Vadose Zone Journal*, 10, 727, doi:10.2136/vzj2010.0099, 2011.
- Kleidon, A.: How does the earth system generate and maintain thermodynamic disequilibrium and what does it imply for the future of the planet?, *Philosophical Transactions of the Royal Society A: Mathematical, Physical and Engineering Sciences*, 370, 1012–1040, doi:10.1098/rsta.2011.0316, 2012.
- Kleidon, A. and Schymanski, S.: Thermodynamics and optimality of the water budget on land: A review, *Geophysical Research Letters*, 35, L20 404, doi:10.1029/2008GL035393, 2008.
- Kleidon, A., Zehe, E., Ehret, U., and Scherer, U.: Thermodynamics, maximum power, and the dynamics of preferential river flow structures at the continental scale, *Hydrology and Earth System Sciences*, 17, 225–251, doi:10.5194/hess-17-225-2013, 2013.
- Kondepudi, D. and Prigogine, I.: *Modern thermodynamics - from heat engines to dissipative structures*, Wiley, Chichester, 1998.
- Kuchenbuch, R. O., Gerke, H. H., and Buczko, U.: Spatial distribution of maize roots by complete 3D soil monolith sampling, *Plant and Soil*, 315, 297–314, doi:10.1007/s11104-008-9752-8, 2009.
- Lhomme, J.-P.: Formulation of root water uptake in a multi-layer soil-plant model: does van den Honert's equation hold?, doi:10.5194/hess-2-31-1998, 1998.
- Lobet, G., Couvreur, V., Meunier, F., Javaux, M., and Draye, X.: Plant Water Uptake in Drying Soils, *Plant Physiology*, 164, 1619–1627, doi:10.1104/pp.113.233486, 2014.
- Porada, P., Kleidon, A., and Schymanski, S. J.: Entropy production of soil hydrological processes and its maximisation, *Earth System Dynamics*, 2, 179–190, doi:10.5194/esd-2-179-2011, 2011.
- Rawls, W. J., Ahuja, L. A., Brakensiek, D. L., and Shirmohammadi, A.: Infiltration and soil water movement, in: *Handbook of Hydrology*, edited by Maidment, D. R., chap. 5, pp. 5.1–5.51, MacGraw-Hill, New York, 1993.
- Rinaldo, A., Maritan, A., Colaiori, F., Flammini, A., Rigon, R., Rodríguez-Iturbe, I., Banavar, J. J. J., Rodríguez-Iturbe, I., and Banavar, J. J. J.: Thermodynamics of Fractal Networks, *Physical Review Letters*, 76, 3364–3367, doi:10.1103/PhysRevLett.76.3364, 1996.
- Rinaldo, A., Rigon, R., Banavar, J. R., Maritan, A., and Rodríguez-Iturbe, I.: Evolution and selection of river networks: Statics, dynamics, and complexity, *Proceedings of the National Academy of Sciences*, 111, 2417–2424, doi:10.1073/pnas.1322700111, 2014.
- Rossi, C. and Nimmo, J. R.: Modeling of soil water retention from saturation to oven dryness, *Water Resources Research*, 30, 701–708, doi:10.1029/93WR03238, 1994.
- Schneider, C. L., Attinger, S., Delfs, J.-O., and Hildebrandt, A.: Implementing small scale processes at the soil-plant interface the role of root architectures for calculating root water uptake profiles, *Hydrology and Earth System Sciences*, 14, 279–289, doi:10.5194/hess-14-279-2010, 2010.
- Sperry, J. S., Adler, F. R., Campbell, G. S., and Comstock, J. P. C. N. : Limitation of plant water use by rizosphere and xylem conductance: results of a model, *Plant, Cell and Environment*, 21, 347–359, 1998.
- Tuzet, A., Perrier, A., and Leuning, R.: A coupled model of stomatal conductance , photosynthesis, *Plant, Cell and Environment*, 26, 1097–1116, 2003.
- Vadez, V., Kholova, J., Medina, S., Kakker, A., and Anderberg, H.: Transpiration efficiency: New insights into an old story, *Journal of Experimental Botany*, 65, 6141–6153, doi:10.1093/jxb/eru040, 2014.
- van den Honert, T. H.: Water transport as a catenary process, *Discussions of the Faraday Society*, 3, 146–153, doi:10.1039/DF9480300146, 1948.
- van der Ploeg, M. J., Gooren, H. P. A., Bakker, G., and de Rooij, G. H.: Matric potential measurements by polymer tensiometers in cropped lysimeters under water-stressed conditions, *Vadose Zone Journal*, 7, 1048–1054, doi:10.2136/vzj2007.0104, 2008.

- 820 van Genuchten, M. T.: A closed-form equation for predicting the hydraulic conductivity of unsaturated soils, *Soil Science Society of America Journal*, 44, 892–898, doi:10.2136/sssaj1980.03615995004400050002x, 1980.
- 825 West, G. B., Brown, J. H., and Enquist, B. J.: A general model for the origin of allometric scaling laws in biology, *Science*, 276, 122–126, doi:10.1126/science.276.5309.122, 1997.
- Zehe, E., Ehret, U., Blume, T., Kleidon, A., Scherer, U., and Westhoff, M.: A thermodynamic approach to link self-organization, preferential flow and rainfall-runoff behaviour, *Hydrol. Earth Syst. Sci.*, 17, 4297–4322, doi:10.5194/hess-17-4297-2013, 2013.
- 830 Zwieniecki, M. A., Thompson, M. V., and Holbrook, N. M.: Understanding the hydraulics of porous pipes: Tradeoffs between water uptake and root length utilization, *Journal of Plant Growth Regulation*, 21, 315–323, doi:10.1007/s00344-003-0008-9, 2003.
- 835