

Technical Note: A simple generalization of the Brutsaert and Nieber analysis

Tomás L. Chor¹ and Nelson Luís Dias²

¹Graduate Program in Environmental Engineering (PPGEA), Federal University of Paraná

²Department of Environmental Engineering, UFPR

Correspondence to: N. L. Dias (nldias@ufpr.br)

Abstract. The Brutsaert and Nieber (1977) analysis is a well known method that can estimate soil parameters given discharge data for some aquifers. It has been used for several cases where the observed late-time behavior of the recession suggests that the water stream that is adjacent to the aquifer has non-zero depth. However, its mathematical formulation is, strictly speaking, not capable
5 of reproducing these real-case scenarios since the early time behavior is based on a solution for which the aquifer stream has zero depth (Polubarinova-Kochina, 1962). We propose a simple generalization for the Brutsaert and Nieber (1977) method [that takes into consideration the depth of the adjacent water stream](#). The generalization is based on already available solutions by Polubarinova-Kochina (1962), Chor et al. (2013) and Dias et al. (2014) and can be readily implemented with little effort.
10 [The original and proposed equations are tested against numerical simulations of the full nonlinear Boussinesq equation](#). A sensitivity analysis shows that the modification can have significant impact on the predicted values of [both the drainable porosity and the saturated hydraulic conductivity](#).

List of Symbols

Symbol	Meaning	SI Unit
A	Area of the watershed ($2BL$)	m^2
B	Total length of aquifer	m
D	Hk_0/n_e	$\text{m}^2 \text{s}^{-1}$
h	Water table height	m
H	Water table height in aquifer at time zero	m
H_0	Depth of adjacent water stream	m
k_0	Hydraulic conductivity	m s^{-1}
L	Length of tributary channel	m
p	Linearization coefficient	1
p_0	Linearization coefficient for the homogeneous case	1
Q	Aquifer discharge	$\text{m}^3 \text{s}^{-1}$
q	Aquifer discharge per unit length of the channel	$\text{m}^2 \text{s}^{-1}$
n_e	Drainable porosity	1
t	Time	s
x	Horizontal distance from the aquifer-stream interface	m
$\alpha, \alpha_1, \alpha_2$	Coefficient for the Brutsaert and Nieber analysis	$\text{m}^{3-3\beta} \text{t}^{\beta-2}$
β, β_1, β_2	Coefficient for the Brutsaert and Nieber analysis	1
ϕ	Normalized water table height (h/H)	1
ϕ_0	Normalized water table height at origin (H_0/H)	1
ψ	Normalized variable related to the discharge per unit length	1
ψ_0	The value of ψ at the origin $x = 0$	1
Ψ_0	The value of ψ_0 for the homogeneous case ($H_0 = 0$)	1
ξ	Boltzmann similarity variable	1

15 1 Introduction

The Brutsaert and Nieber (1977) analysis (from now on referred to as BN77) has been widely used in hydrologic research to estimate aquifer parameters given some discharge data. This technique is based on “state-space”-like plots of $Q \times dQ/dt$, where $Q(t)$ is the aquifer discharge as a function of time. It is based on solutions for the Boussinesq equation for groundwater flow applied to a system as the one presented in Fig. 1, which shows a water channel of length L with one aquifer of length B on each side. Traditionally three solutions of the Boussinesq equation are considered for this method, which are the three solutions proposed by BN77: (i) the solution by Polubarinova-Kochina (1962) for a semi-infinite aquifer that deals with early-time behavior, (ii) the exact solution provided by Boussinesq (1904) adequate for later times and (iii) the linearized solution provided by Boussinesq

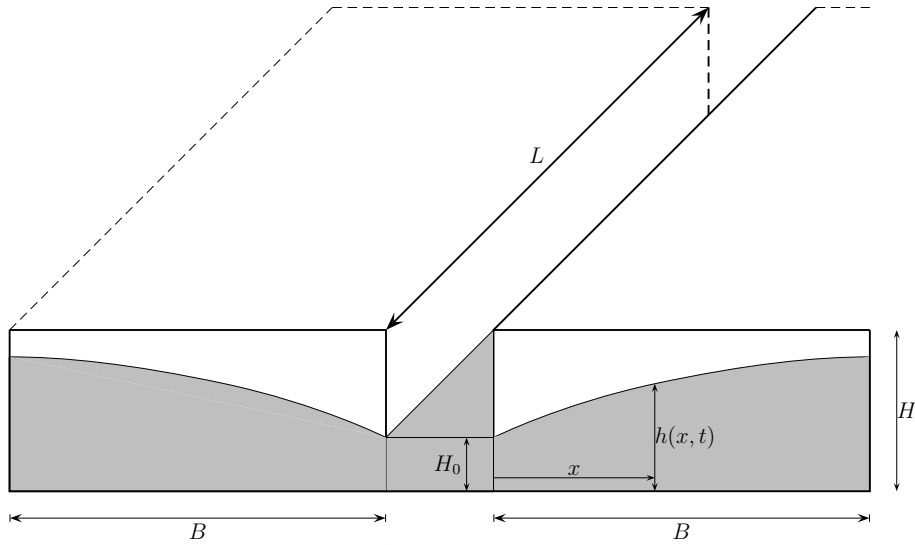


Figure 1. Schematic of a watershed of simple geometry during a hydrologic recession.

25 (1903) that is also used for late-time behavior. From the aforementioned solutions, only (iii) is able to deal with non-zero water-stream depths (H_0) adjacent to the aquifer (of initial water table height H). Recently, solution (i) — from now on we call “solution (i)” any solution for a semi-infinite aquifer where discharge is occurring — has been generalized by Chor et al. (2013) and Dias et al. (2014). The work by Dias et al. (2014) is of particular importance for the present work because it
 30 extends the early-time behavior to cases where the stream depth is different from zero.

Since BN77, many changes and improvements have been suggested (for detailed reviews, see Rupp and Selker (2006) and Troch et al. (2013)) but its main insight remains the same: that one should look at the rate of discharge as a function of discharge, or, mathematically (for the case of a power law),

$$35 \quad \frac{dQ}{dt} = -\alpha Q^\beta, \quad (1)$$

where Q is the water discharge, t is time and α and β are calibrated coefficients which can be compared to the predictions from the above-mentioned analytical solutions by Polubarinova-Kochina (1962), Boussinesq (1903) and Boussinesq (1904), among many others (Rupp and Selker, 2006).

If one wishes to estimate only the soil hydraulic conductivity k_0 and the drainable porosity n_e ,
 40 two of the three aforementioned solutions can be used. In this work, the solutions used are the ones by Polubarinova-Kochina (1962) and Boussinesq (1903). However, the solution by Polubarinova-Kochina (1962) is only valid for the case $H_0 = 0$: it is therefore important to assess how much this assumption affects the estimate of k_0 and of n_e for cases where it does not hold.

From the long list of solutions of the Boussinesq equation that are used for BN77’s method, very
 45 few take H_0 into consideration (from the list of 13 equations presented by Rupp and Selker (2006),

only 2 have H_0 as a parameter), so it is safe to say that the approximation of zero water level depth has not been thoroughly studied.

Although the BN77 method has been the focus of many studies for over 40 years, the subject is not, by any means, exhausted. Among recent findings is the work by Bogaart et al. (2013), which
50 shows that, for sloping aquifers, it is possible to find a β coefficient of zero — something that until then had not been found by any other work and that was again found by Hogarth et al. (2014). Recent uses of this equation include the linking of geological and geomorphological features to hydrological behavior (Mutzner et al., 2013; Vannier et al., 2014) and the definition of good engineering practices for the robust calibration of parsimonious models (Melsen et al., 2014).

55 Several considerations related to the complexities of real watersheds as well as the actual physical mechanisms through which baseflow is produced and routed through the watershed raise criticism on the applicability of the BN77 recession analysis. A short, and by no means exhaustive, list of such considerations include the effect of steep hillslopes and vertical inhomogeneity of k_0 , horizontal inhomogeneity (variation of hydraulic properties within the watershed), difficulties in the identification
60 of α and β in (1) due to noisy data, geomorphological effects, etc. (Troch et al., 2013).

The usefulness of recession analysis in hydrology, however, seems indisputable, as well as the validity of the Boussinesq model in partly explaining hydrological recessions: the Boussinesq model has proved able to include realistic effects while being kept relatively simple, and remains an important tool in obtaining representative parameters for hydrological and land-surface models at the
65 catchment scale (Pauwels and Troch, 2010; Troch et al., 2013). As such, it is reasonable to expect recession analysis and the Boussinesq model to play important roles in future progress towards improved predictive capabilities in Hydrology.

It is beyond the scope of this note to explore all the considerations mentioned above. Instead, we concentrate on a single effect that has not been given much attention ($H_0 \neq 0$) and study it
70 with a simple mathematical model that allows its importance to be assessed clearly and separately from other effects. This is in line with a systematic approach to identify inconsistencies between the theoretical models and field conditions (Pauwels and Troch, 2010, §4). Our approach using numerical solutions follows many other similar works on hydrological recessions (van de Giesen et al., 2005; Rupp and Selker, 2006; Bogaart et al., 2013)

75 The attention in this paper is focused on the BN77 method applied with (i) and (iii). We will generalize the implementation of (i) with existing solutions in order to investigate the effects of the depth of the adjacent water-stream into the estimation of the drainable porosity and saturated hydraulic conductivity.

2 Generalization of the early-time equation

80 Let ξ denote the Boltzmann variable for the one-dimensional Boussinesq equation (Chor et al., 2013; Dias et al., 2014),

$$\xi(x, t) = \frac{x}{\sqrt{4Dt}}, \quad (2)$$

where $D = Hk_0/n_e$, and ϕ denote a normalized water table height,

$$\phi = \frac{h}{H}, \quad (3)$$

85 where $h(x, t)$ is the water table height, x is the horizontal distance from the water stream and t is time. Under the above change of variables, the Boussinesq equation is reduced to the dimensionless ordinary differential equation

$$\frac{d}{d\xi} \left(\phi \frac{d\phi}{d\xi} \right) + 2\xi \frac{d\phi}{d\xi} = 0 \quad (4)$$

together with the boundary conditions $\phi(0) = \phi_0$ and $\phi(\infty) = 1$. Due to the second boundary condition, the solution is only valid for the initial phase of aquifer drawdown. For $\phi_0 = 0$, as already noted, the solution by Polubarinova-Kochina (1962) suffices for the BN77 analysis; for $\phi_0 \neq 0$, a series solution of the form

$$\phi(\xi) = \sum_{n=0}^{\infty} a_n \xi^n \quad (5)$$

has been proposed by Dias et al. (2014), with a recursion relation for the a_n 's. An important result 95 in that work is an empirical equation, fitted to numerically obtained values of a_1 in the series above, for the value of ψ_0 , defined below. This is given as Eq. (12) in the present work.

Let us also define

$$\psi \equiv \phi \frac{d\phi}{d\xi}, \quad (6)$$

which we apply to Darcy's law, along with Eqs. (2) and (3) to obtain

$$100 \quad q(x, t) = \frac{H^{3/2}(n_e k_0)^{1/2}}{2} \frac{\psi(\xi(x, t), H_0/H)}{t^{1/2}} \quad (7)$$

where $q(x, t)$ is the flow rate per unit width at any point x of the aquifer. Since we are interested in the aquifer-stream interaction, we set $x = 0$, which produces

$$\begin{aligned} q(t) &= \frac{H^{3/2}(n_e k_0)^{1/2}}{2} \frac{\psi(\xi = 0, H_0/H)}{t^{1/2}} \\ &= \frac{H^{3/2}(n_e k_0)^{1/2}}{2} \frac{\psi_0(\phi_0)}{t^{1/2}}, \end{aligned} \quad (8)$$

105 where $\psi_0 \equiv \psi(\xi = 0)$ and $\phi_0 \equiv H_0/H$.

The value of ψ_0 , as far as we know, cannot be obtained analytically and is generally obtained numerically or by means of approximations: its calculation will be dealt with later. For now, it suffices to note that ψ_0 is a function of ϕ_0 as given above.

110 Writing $dQ/dt = -\alpha_1 Q^{\beta_1}$, where the subscript 1 indicates the early-time solution, and $Q = 2Lq$ is the flow per unit length taken over the total length (L) of the tributary and main channel sections upstream from the gaging station, with q as in Eq. (8), yields $\beta_1 = 3$ and

$$\alpha_1 = \frac{1}{2H^3 k_0 n_e (\psi_0(\phi_0))^2 L^2} = \left[2H^3 k_0 n_e (\psi_0(\phi_0))^2 L^2 \right]^{-1}. \quad (9)$$

Equation (9) is generally used with the assumption of $H_0 = 0$, which yields $\psi_0(0) = \Psi_0 \approx 0.6642$, 115 which (substituting back into (9)) gives the well known equation (18b) of BN77.

However, often the value of H_0 is not small enough in comparison with H in order for this approximation to be valid (Munster et al., 1996; Serrano and Workman, 1998; Barlow et al., 2000; Peterson and Connelly, 2001; Langhoff et al., 2006; Ha et al., 2008; Sena and de Melo, 2012). In these cases the misplaced assumption could lead to biased estimates of k_0 and n_e . These latter errors 120 depend not only on the determination of α_1 , but also on the late-time equations chosen and on the determination of the constants for that solution.

Evidence that the water depth of the adjoining stream is not negligible can be found (for example) in the work by Brutsaert and Lopez (1998), where the late-time data showed a decay with $\beta_2 \approx 1$, which in fact indicates that the watershed analyzed has a ratio H_0/H close to one (we use the sub- 125 script 2 to indicate the late-time solution). Indeed, for $\phi_0 = 0$, the exact analytical solution provided by (Boussinesq, 1904), which is valid for late times, gives $\beta_2 = 3/2$ (Brutsaert and Nieber, 1977), whereas numerical solutions of the Boussinesq equation (Kan, 2005) show that β_2 varies from 3/2 down to 1 as H_0/H varies from 0 to 1.

3 Comparison between both approaches

130 We dedicate this section to the estimation of the errors that arise by assuming that the stream depth H_0 is zero. For that purpose we take as a late-time equation the solution of the linearized Boussinesq equation presented by Boussinesq (1903),

$$h(x, t) = H_0 + \frac{4}{\pi} (H - H_0) \sum_{n=1,3,5,\dots}^{\infty} \frac{1}{n} \sin\left(\frac{\pi n x}{2B}\right) \exp\left(-\frac{\pi^2 n^2 k_0 p H}{4n_e B^2} t\right), \quad (10)$$

in which the water table height h is approximated as pH (for linearization purposes) and B is the 135 length of the aquifer.

Eq. (10) predicts $\beta_2 = 1$ and

$$\alpha_2 = \frac{\pi^2 k_0 p H L^2}{n_e A^2}, \quad (11)$$

where A is the area of the watershed, approximated by $2BL$.

Solution of Eq. (11) and Eq. (9) gives, for n_e and k_0 ,

$$140 \quad n_e = \left(\frac{p}{2}\right)^{1/2} \frac{\pi}{H\psi_0 A} (\alpha_2 \alpha_1)^{-1/2} \quad (12)$$

and

$$k_0 = \frac{A}{\sqrt{2p}H^2 L^2 \pi \psi_0} \left(\frac{\alpha_2}{\alpha_1}\right)^{1/2}. \quad (13)$$

In this formulation we assume both ψ_0 and p to be functions of $\phi_0 = H_0/H$, so we have $\psi_0(\phi_0)$ and $p(\phi_0)$, as was previously emphasized. We also assume that $p(\phi_0) = (1 - p_0)\phi_0 + p_0$, where
 145 $p_0 = 0.3465$, based on the fact that $p = 0.3465$ for $H_0 = 0$ (Brutsaert and Lopez, 1998). Setting $H_0 = 0$ (and therefore $\phi_0 = 0$) in this model will yield exactly the same equations as presented by Brutsaert and Lopez (1998).

To obtain $\psi_0(\phi_0)$ we use the approximation provided by Eq. (14) of Dias et al. (2014), since it is sufficiently accurate and simple to program, *viz.*

$$150 \quad \psi_0(\phi_0) \approx (\Psi_0^d + a\phi_0^b)^{\frac{1}{d}} (1 - \phi_0^c)(1 + f\phi_0^g)^e, \quad (14)$$

with $a = 0.733841$, $b = 0.999223$, $c = 0.98359$, $d = 2.94568$, $e = 0.186587$, $f = 0.966673$, and $g = 0.93347$. As explained in Dias et al. (2014), even after a general recursion relation for the a_n 's in (5) has been obtained, the values of the a_n 's still cannot be obtained analytically, essentially because the series' radius of convergence is limited so that the boundary condition $\phi(\infty) = 1$ cannot be imposed
 155 analytically. Instead, they must be obtained numerically with the aid of numerical solutions of (4). The coefficients above have been obtained in Dias et al. (2014) by curve fitting with a large number of numerical solutions.

In order to compare both approaches, we have solved numerically the original Boussinesq equation (in x and t) to model the system depicted in Fig. 1 and generated synthetic discharge data for
 160 different values of $H_0 < H$. We then applied the original BN77 method to these data, as well as the generalized method we propose here. With this analysis we can quantify the error of both methods in order to determine their accuracy.

Figures 2 and 3 show the results for k_0 and n_e , respectively, for increasing values of ϕ_0 , plotted against the true values \bar{k}_0 and \bar{n}_e . As can be seen, the k_0 estimate using the original equations remains
 165 close to the true value up to $\phi_0 = 0.4$ approximately. Furthermore, there is a more or less linear trend in n_e estimated with the original equations all the way from $\phi_0 = 0$. Both differ considerably from the truth for large values of ϕ_0 ($\phi_0 > 0.4$ for k_0 and $\phi_0 > 0.2$ for n_e , approximately). On the other hand, our Eqs. (13) and (12) give estimated values of k_0 and n_e that differ very little from the true ones for the whole ϕ_0 range, and as such represent a considerable improvement over the original
 170 equations.

The small kinks between $\phi_0 = 0.7$ and $\phi_0 = 0.8$ are an artifact of the choice of the range of the streamflow Q for fitting α_1 and α_2 used in the recession analysis. This (to the best of our knowledge)

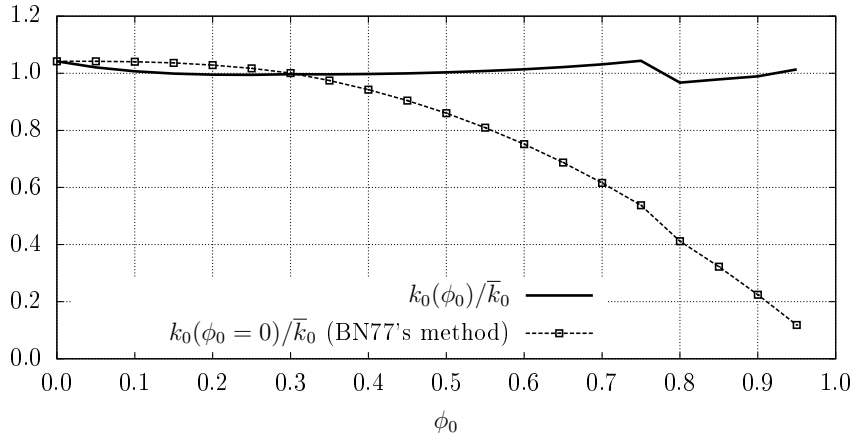


Figure 2. Comparison between k_0 estimated by the original BN77's analysis (dotted line and symbols) and the method proposed here (solid line) — both normalized by the real value \bar{k}_0 used to numerically generate the discharge data.

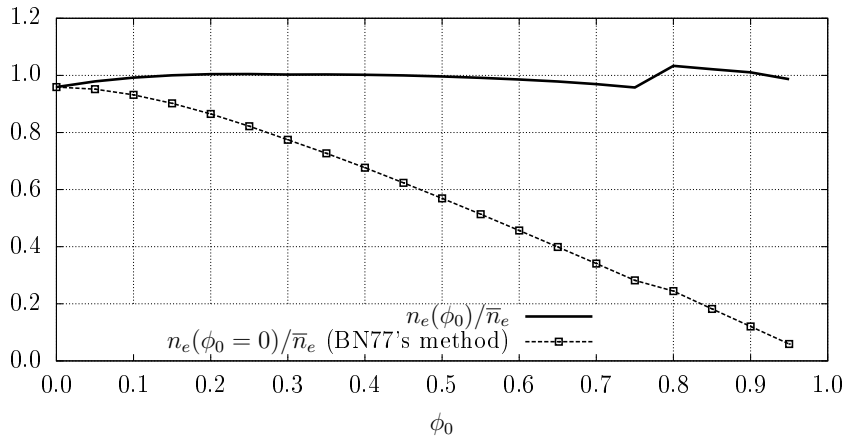


Figure 3. Comparison between n_e estimated by the original BN77 analysis (dotted line and symbols) and the method proposed here (solid line) — both normalized by the real value \bar{n}_e used to numerically generate the discharge data.

is still a subjective part of the BN77 analysis: the ranges were chosen to fit the recession plots $dQ/dt \times Q$ reasonably well, but they were not “fudged” to “optimize”, in any way, the estimated k_0 and n_e .

175

4 Conclusions

We have given an expression for early time aquifer discharge that generalizes the broadly used Eq. (18) of Brutsaert and Nieber (1977) for cases where H_0 is not small enough compared with H to

make $\phi_0 = 0$ a valid approximation and compared the results to the original BN77 method. The main
180 motivation for this approach was to investigate the effects of this assumption on the determination of
the saturated hydraulic conductivity k_0 and drainable porosity n_e . This generalization, given mainly
by Eq. (9), is easily applicable and requires virtually no change in the original theory presented
by BN77. The comparisons presented in Figs. 2 and 3 suggest that the estimation of the hydraulic
conductivity k_0 deviates considerably from the “true” value when H_0 is 40% or greater of H , while
185 this deviation occurs when H_0 is greater than 20% for the drainable porosity. We consider the errors
for both cases to be large enough that the water stream depth should be considered as a variable
when using BN77 to estimate these parameters.

References

- Barlow, P., DeSimone, L., and Moench, A.: Aquifer response to stream-stage and recharge variations. II. Con-
190 volution method and applications, *J. of Hydrol.*, 230, 211–229, doi:10.1016/S0022-1694(00)00176-1, 2000.
- Bogaart, P. W., Rupp, D. E., Selker, J. S., and van der Velde, Y.: Late-time drainage from a sloping Boussi-
nesq aquifer, *Water Resour. Res.*, 49, 7498–7507, doi:10.1002/2013WR013780, <http://dx.doi.org/10.1002/2013WR013780>, 2013.
- Boussinesq, J.: Sur le débit, en temps de sécheresse, d'une source alimentée par une nappe d'eaux d'infiltration,
195 *C. R. Hebd. Seanc. Acad. Sci. Paris*, 23, 252–260, 1903.
- Boussinesq, J.: Recherches théoriques sur l'écoulement des nappes d'eau infiltrées dans le sol et sur le débit des
sources, *J. Math. Pures Appl.*, 10, 5–78, 5me Sér, 1904.
- Brutsaert, W. and Lopez, J. P.: Basin-scale geohydrologic drought flow features of riparian aquifers in the
southern Great Plains, *Water Resour. Res.*, 34, 233–240, 1998.
- 200 Brutsaert, W. and Nieber, J. L.: Regionalized Drought Flow Hydrographs From a Mature Glaciated Plateau,
Water Resour. Res., 13, 637–643, 1977.
- Chor, T., Dias, N. L., and de Zárata, A. R.: An exact series and improved numerical and approximate solutions
for the Boussinesq equation, *Water Resour. Res.*, 49, 7380–7387, doi:10.1002/wrcr.20543, 2013.
- Dias, N. L., Chor, T. L., and Zárata, A. R.: A semi-analytical solution for the Boussinesq equation with nonhom-
205 geneous constant boundary conditions, *Water Resour. Res.*, 50, 6549–6556, doi:10.1002/2014WR015437,
2014.
- Ha, K., Koh, D.-C., Yum, B.-W., and Lee, K.-K.: Estimation of river stage effect on groundwater level, dis-
charge, and bank storage and its field application, *Geosci. J.*, 12, 191–204, doi:10.1007/s12303-008-0020-y,
2008.
- 210 Hogarth, W. L., Li, L., Lockington, D. A., Stagnitti, F., Parlange, M. B., Barry, D. A., Steenhuis, T. S., and
Parlange, J.-Y.: Analytical approximation for the recession of a sloping aquifer, *Water Resources Research*,
50, 8564–8570, doi:10.1002/2014WR016084, <http://dx.doi.org/10.1002/2014WR016084>, 2014.
- Kan, A.: Estimativa de Evapotranspiração Real com Base na Análise de Recessão dos Hidrogramas, Ph.D.
thesis, Programa de Pós Graduação em Métodos Numéricos, Universidade Federal do Paraná, Curitiba, 2005.
- 215 Langhoff, J. H., Rasmussen, K. R., and Christensen, S.: Quantification and regionalization of
groundwater-surface water interaction along an alluvial stream, *J. of Hydrol.*, 320, 342–358,
doi:10.1016/j.jhydrol.2005.07.040, 2006.
- Melsen, L. A., Teuling, A. J., van Berkum, S. W., Torfs, P. J. J. F., and Uijlenhoet, R.: Catchments as simple
dynamical systems: A case study on methods and data requirements for parameter identification, *Water Re-*
220 *sources Research*, 50, 5577–5596, doi:10.1002/2013WR014720, <http://dx.doi.org/10.1002/2013WR014720>,
2014.
- Munster, C., Mathewson, C., and Wroblewski, C.: The Texas A&M University Brazos River Hydrogeologic Field
Site, *Env. Eng. Geoscience*, 2, 517–530, 1996.
- Mutzner, R., Bertuzzo, E., Tarolli, P., Weijss, S. V., Nicotina, L., Ceola, S., Tomasic, N., Rodriguez-Iturbe, I.,
225 Parlange, M. B., and Rinaldo, A.: Geomorphic signatures on Brutsaert base flow recession analysis, *Water
Resources Research*, 49, 5462–5472, doi:10.1002/wrcr.20417, <http://dx.doi.org/10.1002/wrcr.20417>, 2013.

- Pauwels, V. R. N. and Troch, P. A.: Estimation of aquifer lower layer hydraulic conductivity values through base flow hydrograph rising limb analysis, *Water Resources Research*, 46, n/a–n/a, doi:10.1029/2009WR008255, <http://dx.doi.org/10.1029/2009WR008255>, 2010.
- 230 Peterson, R. E. and Connelly, M. P.: Zone of Interaction Between Hanford Site Groundwater and Adjacent Columbia River, Tech. Rep. PNNL-13674, PACIFIC NORTHWEST NATIONAL LABORATORY, 2001.
- Polubarinova-Kochina, P. Y.: *Theory of Ground Water Movement*, Princeton University Press, Princeton, NJ, 507 pp., 1962.
- Rupp, D. E. and Selker, J. S.: On the use of the Boussinesq equation for interpreting recession hydrographs
235 from sloping aquifers, *Water Resour. Res.*, 42, 2006.
- Sena, C. and de Melo, M. T. C.: Groundwater-surface water interactions in a freshwater lagoon vulnerable to anthropogenic pressures (Pateira de Fermentelos, Portugal), *J. of Hydrol.*, 466, 88–102, doi:10.1016/j.jhydrol.2012.08.006, 2012.
- Serrano, S. E. and Workman, S. R.: Modeling transient stream/aquifer interaction with the non-linear Boussinesq equation and its analytical solution, *J. of Hydrol.*, 206, 245–255, doi:10.1016/S0022-1694(98)00111-5, 1998.
- 240 Troch, P. A., Berne, A., Bogaart, P., Harman, C., Hilberts, A. G. J., Lyon, S. W., Paniconi, C., Pauwels, V. R. N., Rupp, D. E., Selker, J. S., and et al.: The importance of hydraulic groundwater theory in catchment hydrology: The legacy of Wilfried Brutsaert and Jean-Yves Parlange, *Water Resources Research*, 49, 5099–
245 5116, doi:10.1002/wrcr.20407, <http://dx.doi.org/10.1002/wrcr.20407>, 2013.
- van de Giesen, N., Steenhuis, T. S., and Parlange, J.-Y.: Short- and long-time behavior of aquifer drainage after slow and sudden recharge according to the linearized Laplace equation, *Advances in Water Resources*, 28, 1122–1132, doi:10.1016/j.advwatres.2004.12.002, <http://dx.doi.org/10.1016/j.advwatres.2004.12.002>, 2005.
- Vannier, O., Braud, I., and Anquetin, S.: Regional estimation of catchment-scale soil properties by means of
250 streamflow recession analysis for use in distributed hydrological models, *Hydrological Processes*, 28, 6276–6291, doi:10.1002/hyp.10101, <http://dx.doi.org/10.1002/hyp.10101>, 2014.