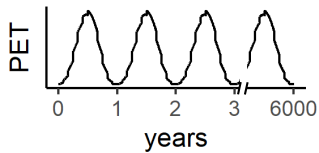


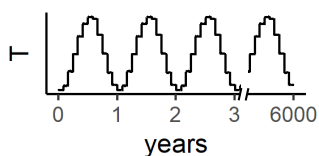
Weather generator

Disaggregation daily to hourly

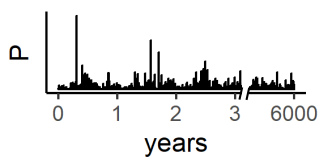
varying mean annual P



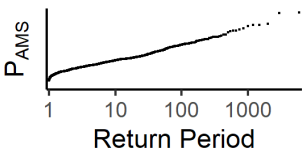
Potential evapotranspiration



Temperature

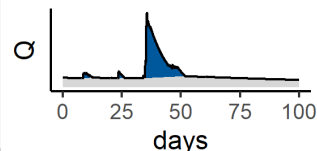


Precipitation

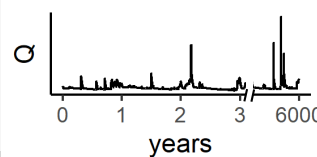


Frequency curves of P

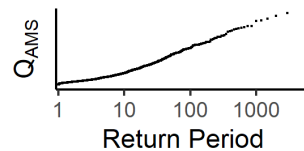
Rainfall-runoff model



Runoff components



Total Runoff



Frequency curves of Q