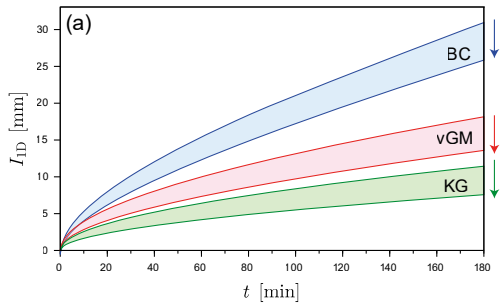
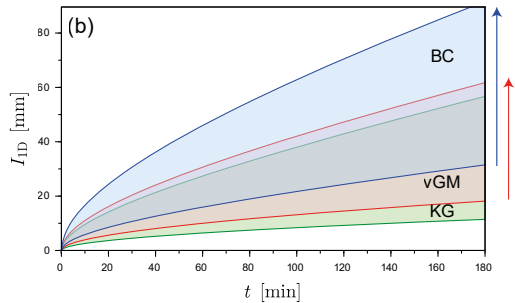


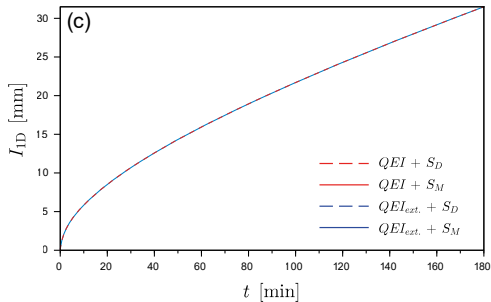
$l(t) \sim$ initial water pressure head h_i



$l(t) \sim$ final water pressure head h_f



$l(t) \sim$ estimate for S and model (for $h_f < h_a$)



$l(t) \sim$ estimate for S and model (for $h_f > h_a$)

