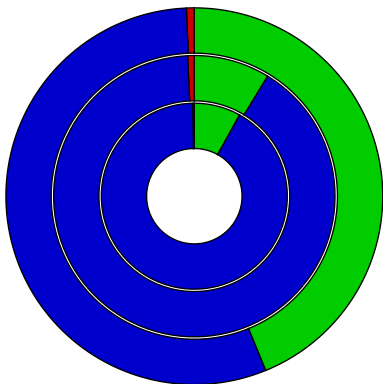


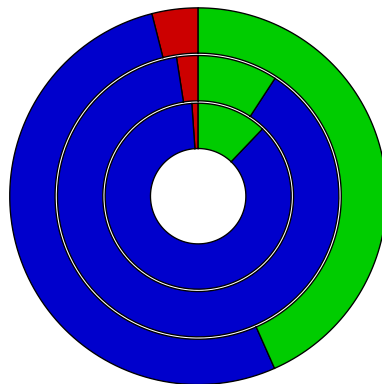
# Simulated discharge components 1951-2007

## Ust. Djungol



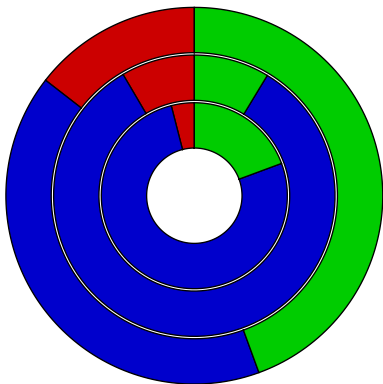
█ Glacier 0.3% (P5) 0.77% (P50) 0.68% (P95)  
█ Snow 91.64% (P5) 90.52% (P50) 55.52% (P95)  
█ Rain 8.07% (P5) 8.71% (P50) 43.81% (P95)

## Toktogul Reservoir



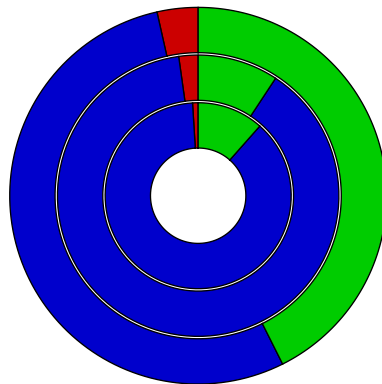
█ Glacier 1.09% (P5) 2.47% (P50) 3.96% (P95)  
█ Snow 86.78% (P5) 88.35% (P50) 52.69% (P95)  
█ Rain 12.13% (P5) 9.19% (P50) 43.36% (P95)

## Naryn



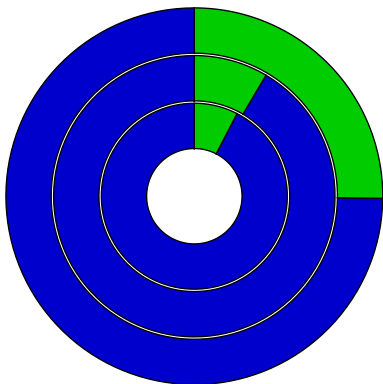
█ Glacier 3.99% (P5) 8.46% (P50) 14.49% (P95)  
█ Snow 76.66% (P5) 82.87% (P50) 41.08% (P95)  
█ Rain 19.35% (P5) 8.67% (P50) 44.43% (P95)

## Uch-Kurgan



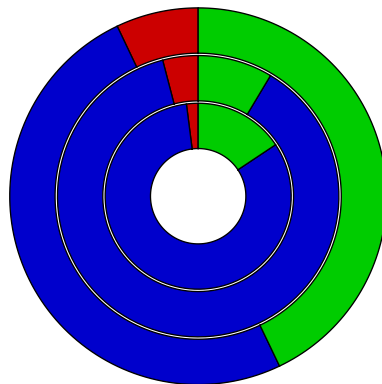
█ Glacier 0.97% (P5) 2.22% (P50) 3.51% (P95)  
█ Snow 87.51% (P5) 88.51% (P50) 53.89% (P95)  
█ Rain 11.53% (P5) 9.27% (P50) 42.6% (P95)

## Aflatun



█ Glacier 0% (P5) 0% (P50) 0% (P95)  
█ Snow 92.42% (P5) 91.49% (P50) 74.82% (P95)  
█ Rain 7.58% (P5) 8.51% (P50) 25.18% (P95)

## Ust. Kekirim



█ Glacier 2.02% (P5) 4.06% (P50) 7.07% (P95)  
█ Snow 82.33% (P5) 87.35% (P50) 50.04% (P95)  
█ Rain 15.65% (P5) 8.59% (P50) 42.89% (P95)