





Soil surface

Soil surface

-  Flow zone
-  Impervious layer
-  Flow line
-  Drainage pipe

Silty

Swelling/Heavy clayey

