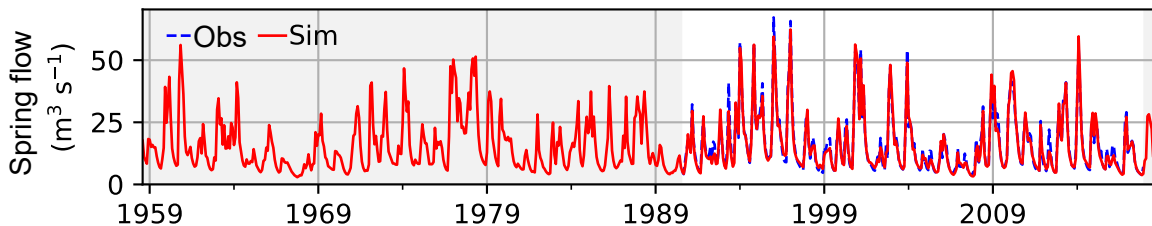
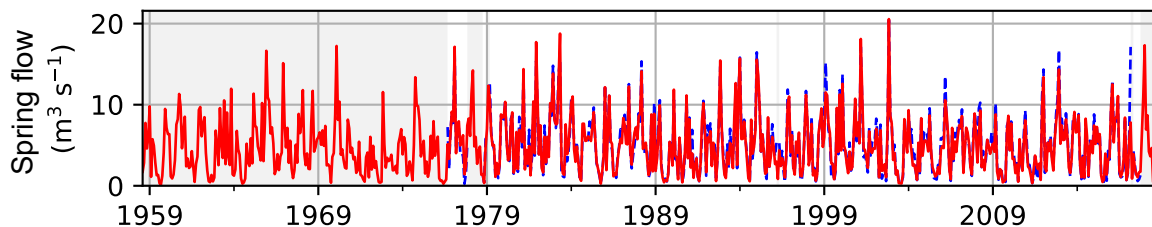


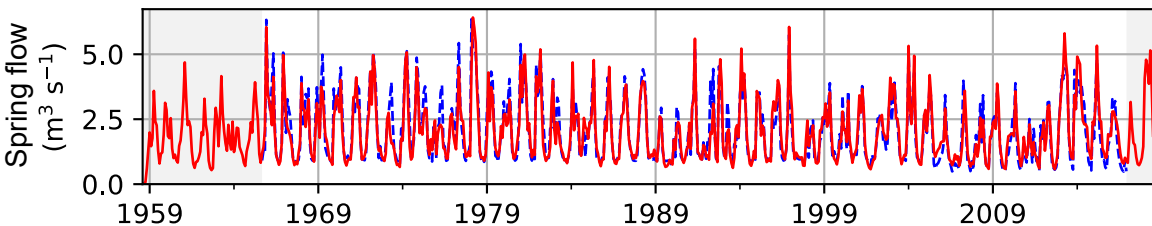
Fontaine de Vaucluse ($E_f = 0.92$, drainage area = 1600 km²)



Lison Nans sous Sainte Anne ($E_f = 0.92$, drainage area = 180 km²)



Fontestorbes ($E_f = 0.81$, drainage area = 120 km²)



Cent Fonts ($E_f = 0.9$, drainage area = 100 km²)

